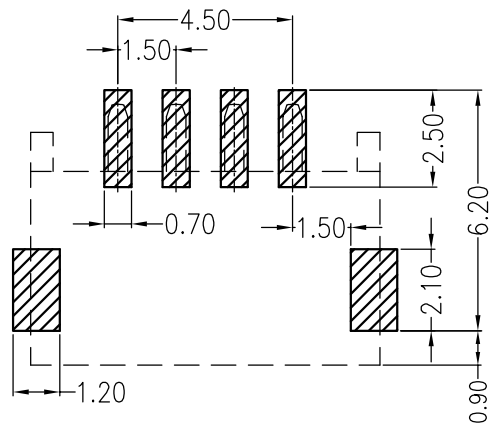
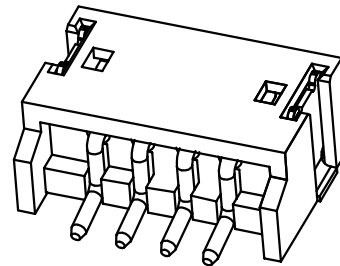
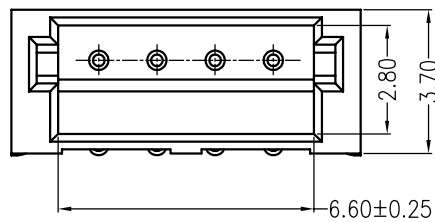
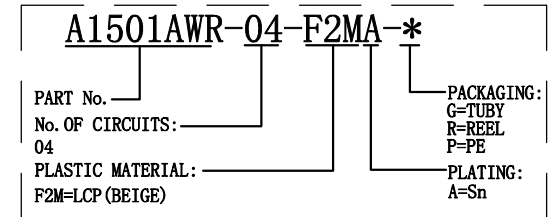


Assembly Layout

主要技术参数 Main Specifications

- 线数 (Poles): 02 to 16
- 接触电阻 (Contact resistance): $\leq 20m\Omega$
- 绝缘电阻 (Insulation resistance): $\geq 500M\Omega$
- 额定电压 (Rated voltage): 125V AC DC
- 额定电流 (Rated current): 1.0A AC DC
- 耐电压 (Withstand Voltage): 500V AC/minute
- 温度范围 (Temperature Range): $-25^{\circ}C \sim +105^{\circ}C$

ORDER INFORMATION:



SUGGESTED PCB LAYOUT

| | | | | |
|------|------------|-------|----------------|-----------------------|
| C | SOLDER TAB | 2 PCS | PhosphorBronze | Sn-plated |
| B | CONTACT | 4 PCS | Brass | Sn-plated |
| A | PEDESTAL | 1 PCS | LCP | UL 94V-0, COLOR:BEIGE |
| ITEM | COMPONENT | Q'TY | MATERIAL | FINISH |

| | | | | | |
|--|--------|------------------|--|----------------|----------------|
| JKUN 温州健坤接插件有限公司 WENZHOU JKUN CONNECTOR CO., LTD. | | | TITLE: A1501AWR-04-01* 1.5mmPITCH 90°WAFER SMT TYPE | | |
| X.±0.5 | X.±5' | USE: CUSTOMER | PART NO.: A1501AWR-04-F2MA-* | | |
| .X±0.3 | .X±2' | | | | |
| .XX±0.25 | .XX±1' | APPD: 邵敬和 | DWG NO.: JKUN/GCCP-0518 | | |
| -- | -- | CHKD: 田峰 | | | |
| ⊕ | △ | UNITS: mm | DR: 吴丹平 | SCALE 1 : 1 | SHEET 1 / 1 |